

UVO™ Colorants

UV Resistant Colorants For Epoxy or Urethane Materials



www.smooth-on.com

PRODUCT OVERVIEW










UVO™ Colorants are concentrated, phthalate-free urethane color pigments that resist ultra-violet light. By adding a small amount of UVO™ to a Smooth-On epoxy, urethane rubber, plastic or foam product, these pigment dispersions will yield opaque castings (vs. SO-Strong™ color tints that can yield translucent urethane castings). For glowing fluorescent color effects, use Ignite™ colorants.

UVO™ Colorants are highly concentrated, offer excellent dispersion and consistent color. A very small amount will color a proportionally large amount of liquid epoxy or urethane. The more you add in proportion to the volume of liquid material, the more dramatic the color effect. Recommended loading range is .01% to 3% of total system weight. Do not overload the liquid system or cure inhibition or oozing may occur.

User determines amount to add - If this is your first time adding color to an epoxy or urethane system, you may want to test the color effect by adding a few drops to a small amount of material and observe the outcome. It may take a few test castings to attain the desired color outcome. **Important:** Results may vary depending on UV resistance of epoxy or urethane product.

UVO™ Color Reference Chart

NOTE-All Values Are Approximate

				
BLACK Pantone Process Black C	WHITE Pantone White C	BROWN Pantone 168 C	YELLOW Pantone 395 C	VIOLET Pantone 2607 C
				
GREEN Pantone 3425 C	ORANGE Pantone 165 C	RED Pantone 1795 C	BLUE Pantone 2747 C	

PROCESSING RECOMMENDATIONS

To get you started, we offer the following colorant loading levels. Results may vary.

By Weight Using A Gram Scale - Add UVO™ colorant at a ratio of between 0.01% - 3% of the total weight (Parts A + B mixed) of the material being cast. Concentrations above 1% yield a solid opaque color. Adding more than 3% by weight may cause cure inhibition.

By Volume Measured In Drops - Add 10 drops of UVO™ per 3 oz (88 ml) of mixed material. If using a translucent material (like Smooth-Cast™ 325 or EpoxAcast™ 690) you can use 1 drop to maintain translucency of the material.

Directions For Use - Store and use at 73°F / 23°C. Wear vinyl gloves to prevent skin contact. After dispensing the required amount of urethane material Parts A and B into measuring containers, add colorant to Part B and mix thoroughly. Combine Parts A and B into a mixing container and mix as directed by the urethane product technical bulletin.

Blending Colors - Combine different colors on a palette to create a custom blended color before adding to material as directed above.

IMPORTANT - The Pantone Color Matching System is most commonly used in the printing industry to communicate color. As it relates to Smooth-On color tints and pigments, the represented color is an approximation and people's interpretation of these colors may vary. The user will determine suitability of a color or combination of colors for the rubber, resin, foam or other product used specifically for their application. Due to the variability in products that are being colored, application, color concentration and other factors, Smooth-On makes no warranty with regards to color and outcome with any product.



Call Us Anytime With Questions About Your Application.

Toll-free: (800) 381-1733 Fax: (610) 252-6200

www.smooth-on.com is loaded with information about mold making, casting and more.

121323DH